



Pump Initiation Board

SINGLE



-  Compact Design
-  Fast Fit

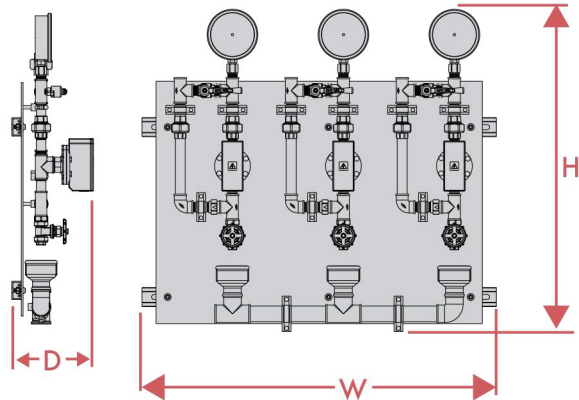
Overview

The compact design, fast-fit initiation boards are designed for testing of pump initiation pressure switches for wet risers and automatic fire sprinkler systems. Each board incorporates a pressure switch for the jockey pump and a pressure switch for each duty pump. Each pressure switch can be isolated so its function and cut-in pressure can be verified during system servicing. Boards can be customised to include your company logo, contact details and a QR link for a how-to instruction video.

Specification

Board Material.....	4mm Aluminium Composite
Board Mounting.....	Unistrut
Pipework.....	Galvanised Steel
Ball valves.....	Lockable type
Gauges.....	Glycerine, no loss connectors
Non-return Valves.....	Spring Loaded type
Gate Valves.....	Brass, with Control Orifice
Pressure-switches.....	Bailey & Mackey
Connections IN.....	Inlet Unions ½" (15 mm) BSP
Drain Connection OUT.....	1" (25mm)
Pressure rating.....	14 bar

Dimensions



Order		Pressure Switches		Dimensions		
Model	Code	Fire-Pump	Jockey	H	W	D
2-Way	PIB-2WAY-S	1	1	690	510	180
3-Way	PIB-3WAY-S	2	1	690	760	180
4-Way	PIB-4WAY-S	3	1	690	1000	180
mm						