


FlexHead commercial fire sprinkler connections



Submittal Package


FLEXHEAD[®]
INDUSTRIES 

The best idea in sprinkler systems since water



N.Y.C. MEA #261-99-E
CA: OPA-0672





FLEXHEAD[®]
INDUSTRIES 

The best idea in sprinkler systems since water

FlexHead commercial fire sprinkler connections

Index

Installation Instructions	1
NFPA 13 Code Language and Seismic Qualification	3
Friction Loss Data and Specifications	5
Product Specification Sheets	7
FM Global: Testing & Approvals	9
Underwriters Laboratories: Testing & Listings	11
Loss Prevention Certification Board: Testing & Certifications	13
CA Office of Statewide Health Planning and Development	15
Other Approvals	17
Limited Warranty	20

WARNING!

These installation instructions are for qualified and/or licensed technicians in the Fire Protection field **ONLY**. Consult NFPA, FM, UL, state and local code guidelines prior to installation.

Failure to follow these specific instructions may cause personal injury. Installation technicians must read the entire manual prior to attempting installation of product. During maintenance or inspection of FlexHead product, facility fire protection system **MUST BE INACTIVE. DO NOT ATTEMPT RELOCATION OR MAINTENANCE WHEN FIRE PROTECTION SYSTEM IS "LIVE."**

Installation Instructions

Tools Required

Standard pipe wrench
Safety glasses
Adjustable wrench
Screwdriver

Materials Required

Sprinkler pipe thread sealant
Teflon® tape

1. Mounting Bracket Assembly

- A. For this step you will need a 3/8" bolt, 1/4" bolt, universal hub and mounting bracket.
- B. Select one of the four sprinkler port locations on mounting bracket.
- C. Thread the 3/8" bolt through side of universal hub.
- D. (Photo 1a) Insert tab of universal hub into slot on mounting bracket as shown.
- E. (Photo 1b) Flip bracket over and insert and tighten 1/4" attachment bolt thru pre-punched hole in bracket until tight as shown.



2. Attaching Mounting Bracket

- A. (Photo 2) Attach mounting bracket to T-bar suspended ceiling grid. From above the ceiling, position FlexHead Mounting Bracket legs on to T-bar grid so that the selected hole in support bracket aligns directly above sprinkler head location in ceiling tile.
 - B. Position the two clips at the ends of the support bracket legs on the T-bar grid and push each of the two clips down to snap in place as shown. Be sure the center section of the clip is on the outside of grid and base section is on the inside.
- NOTE:** For additional support, screw self-tapping screw through hole in center tab of bracket into grid.

2A. Optional Attachment for Mounting Bracket to Metal Studs/Gypsum Board Ceiling

- A. Flip mounting bracket over and install universal hub on desired sprinkler port location.
- B. (Photo 2A) From above the ceiling, position mounting bracket over metal studs as shown. Align hole in bracket directly over sprinkler hole prepared in ceiling. Attach mounting bracket to metal studs by screwing two 1/4" self-tapping screws through bracket into grid.



- C. Repeat process on opposite end of bracket. Both ends of bracket should be attached with two self-tapping screws.

3. Connect FlexHead Sprinkler Drop to Sprinkler Branch Line

- A. Apply Teflon tape and pipe sealant to one inch (1") threaded end of FlexHead sprinkler drop per NFPA guidelines.
- B. Attach one inch (1") threaded end of FlexHead Sprinkler Drop to branch line per NFPA, state and local code guidelines.
- C. (Photo 3) Do not use welded or braided hose section of FlexHead sprinkler drop for a wrenching surface. Attach FlexHead sprinkler drop using rigid pipe end of units as wrenching surface as shown.



4. Secure FlexHead Sprinkler Drop to Mounting Bracket and Attach Sprinkler Head.

- A. (Photo 4a) Bend the FlexHead to hold its desired position. The FlexHead sprinkler drop has a 7" minimum bend radius per FM guidelines and 3" minimum bend radius per UL guidelines. Insert outlet fitting end of FlexHead sprinkler drop through center hole in previously installed mounting bracket and hole in ceiling tile. Make sure the hose is bent sufficiently so that the reducing coupling sits perfectly vertical in center hole of support bracket. Do not torque or twist FlexHead during installation process.
- B. (Photo 4B) Attach sprinkler head, properly prepared with Teflon tape and sealant to FlexHead sprinkler drop according to NFPA and sprinkler head manufacturer's guidelines.
- C. (Photo 4C) Adjust FlexHead sprinkler drop height to accommodate type of sprinkler head. When sprinkler head is in desired location, tighten the fastening bolt on center hub of support bracket by turning clockwise with wrench until tight as shown.



5. Completing Installation

- A. Test installation of sprinkler system for any leaks per NFPA guidelines.
- B. Install sprinkler escutcheon from below ceiling per manufacturer's guidelines.

These connections are designed for use in ceilings with grids that meet ASTM C 635 (*Standard Specification for the Manufacture, Performance, and Testing of Metal Suspension Systems for Acoustical Tile and Lay-in Panel Ceilings*) and ASTM C 636 (*Standard Practice for Installation of Metal Ceiling Suspension Systems for Acoustical Tile and Lay-in Panels*) referenced by the IBC. The three structural classifications are the following: Light-Duty Systems, Intermediate-Duty Systems and Heavy-Duty Systems. These connections have been approved for use in all Intermediate-Duty and Heavy-Duty structural classifications.

NFPA 13 Code Language and Seismic Qualification

NFPA 13 Standard for Installation of Sprinkler Systems 2007 Edition

- 9.2.1.3.3*** Flexible Sprinkler Hose Fittings.
- A. 9.2.1.3.3** Examples of areas of use include clean rooms, suspended ceilings, and exhaust ducts.
- 9.2.1.3.3.1** Listed flexible sprinkler hose fittings and its anchoring components, intended for use in installations connecting the sprinkler piping to sprinklers, shall be installed in accordance with the requirements of the listing including any installation instructions.
- 9.2.1.3.3.2** When installed and supported by suspended ceilings, the ceiling shall meet ASTM C-635 and shall be installed in accordance with ASTM C-636.
- 9.2.1.3.3.3*** When flexible sprinkler hose fittings exceed 6 ft in length and are supported by a suspended ceiling a hanger(s) attached to the structure shall be required to ensure that the maximum unsupported length does not exceed 6 ft.
- A. 9.2.1.3.3.3** The committee evaluation of flexible sprinkler hose fittings supported by suspended ceilings was based upon a comparison of the weight of a 6 ft, 1 in diameter sch 40 water-filled flexible hose fitting weighing approximately 9 lbs. The information provided to the committee showed that the maximum load shed to the suspended ceiling by the flexible hose fitting was approximately 6 lbs and that a suspended ceiling meeting ASTM C-635, *Standard Specification for the Manufacture, Performance, and Testing of Metal Suspension of Acoustical Tile and Lay-In Panel Ceilings*, and installed in accordance with ASTM C-636, *Standard Practice for Installation of Metal Ceiling Suspension Systems for Acoustical Tile and Lay-In Panels*, can substantially support the load. In addition, the supporting material showed that the flexible hose connection can be attached to the suspended ceilings because it allows the necessary deflections under seismic conditions.

FlexHead® Flexible Sprinkler Connections Satisfy New Seismic Code Requirements

Background of New Code Requirements:

More than 90% of the states in the U.S. are adopting the International Building Code (IBC) that address, among other things, the installation of fire sprinkler systems in seismic zones. The code is intended to neutralize the probability of fire sprinkler systems being damaged and made inoperable by seismic activity, including ceiling movement than can shear sprinkler heads and/or disrupt the integrity of arm-over connections from the branch lines.

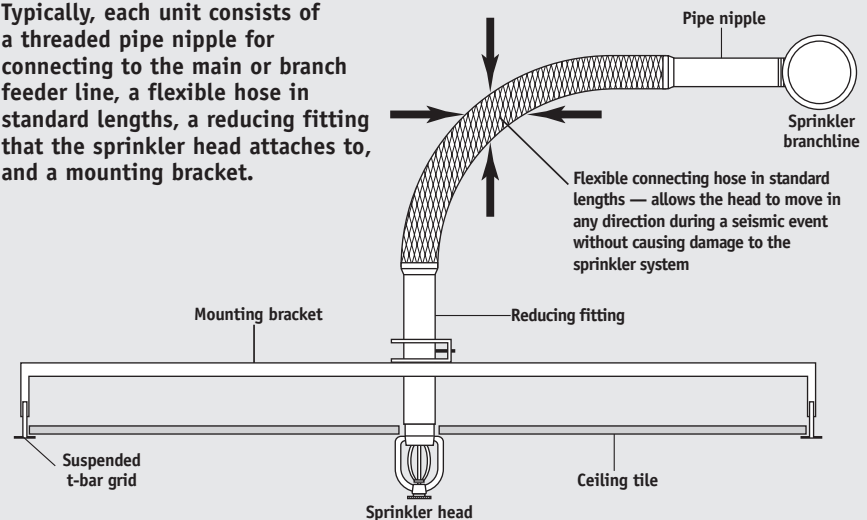
The IBC Code and Sprinkler Design in Suspended Ceilings:

The latest version of the IBC defers to ASCE 7 for the sprinkler/ceiling design in Seismic Design Categories 9SDC) C and D, E & F. In Seismic Design Category C, suspended ceilings are to be designed and installed in accordance with Ceilings & Interior Systems Construction Association (CISCA) recommendations for Zones 0-2; and sprinkler heads and other penetrations shall have a minimum of 1/4-inch clearance on all sides. In Seismic Design Categories D, E & F, suspended ceilings are to be designed and installed in accordance with CISCA recommendations for seismic Zones 3 and 4 with some additional requirements. Except where rigid braces are used to limit lateral deflections, sprinkler heads and other penetrations shall have a 2-inch oversized ring, sleeve, or adaptor through the ceiling to allow for free movement of at least 1 inch of ceiling movement in all horizontal directions.

Flexible Sprinkler Connections Exceed IBC Code

Requirements: Flexible sprinkler connection provide characteristics that exceed the most stringent seismic code requirements. The flexibility of the hose allows

Typically, each unit consists of a threaded pipe nipple for connecting to the main or branch feeder line, a flexible hose in standard lengths, a reducing fitting that the sprinkler head attaches to, and a mounting bracket.



FlexHead Industries recently satisfactorily completed full-scale seismic qualification testing at the Structural Engineering Earthquake Simulation Laboratory located at SUNY, University at Buffalo. Tests were conducted using the International Code Council (ICC) acceptance criteria "ICC-ES AC-156 Seismic Qualification Testing of Nonstructural Components". This is the first time a sprinkler component has been seismically certified using test criteria accepted by the ICC.

the head to move with the ceiling in any direction during a seismic event without causing damage to the sprinkler system. FlexHead Industries recently satisfactorily completed full-scale seismic qualification testing at the Structural engineering Earthquake Simulation Laboratory located at the University of Buffalo using the International Code Council (ICC) testing standard "ICC AC-156 Seismic Qualification Testing of Nonstructural Components". This is the first time a sprinkler component has been seismically certified using test criteria accepted by the IBC. FlexHeads were installed in suspended ceilings meeting the code requirements for Seismic Design Category C and Seismic Design Categories D, E & F and were subjected to the highest accelerations determined for each Seismic Design Category. No damage to the fire sprinkler system or suspended ceiling system was observed, and the sprinkler heads remained in their intended location during all of the test performed.

Friction Loss Data and Specifications

F R I C T I O N L O S S	FlexHead Model #	Internal Diameter True-Bore	Outlet Size	Hose Assembly Length ft(m)	Equivalent Length of 1" schedule 40 pipe FM Approval/UL Listing	Maximum Rated Pressure
	2024	1 in	1/2 in.	2 ft (0.6 m)	3.5 ft (1.1 m)/17 ft (5.1 m)*	175 psi (1205 kPa)
	2036	1 in	1/2 in.	3 ft (0.9 m)	4.8 ft (1.5 m)/22 ft (6.6 m)*	175 psi (1205 kPa)
	2048	1 in	1/2 in.	4 ft (1.2 m)	6.8 ft (2.1 m)/24 ft (7.3 m)*	175 psi (1205 kPa)
	2060	1 in	1/2 in.	5 ft (1.5 m)	8.5 ft (2.6 m)/25 ft (7.5 m)*	175 psi (1205 kPa)
	2072	1 in	1/2 in.	6 ft (1.8 m)	8.9 ft (2.7 m)/28 ft (8.4 m)*	175 psi (1205 kPa)
	2024	1 in	3/4 in.	2 ft (0.6 m)	7.8 ft (2.4 m)/9 ft (2.7 m)*	175 psi (1205 kPa)
	2036	1 in	3/4 in.	3 ft (0.9 m)	8.1 ft (2.5 m)/16 ft (4.8 m)*	175 psi (1205 kPa)
	2048	1 in	3/4 in.	4 ft (1.2 m)	17.9 ft (5.4 m)/21 ft (6.4 m)*	175 psi (1205 kPa)
	2060	1 in	3/4 in.	5 ft (1.5 m)	19.9 ft (6.1 m)/22 ft (6.6 m)*	175 psi (1205 kPa)
	2072	1 in	3/4 in.	6 ft (1.8 m)	24.3 ft (7.4 m)/25 ft (7.5 m)*	175 psi (1205 kPa)

FlexHead products are intended for use in hydraulically designed wet, pre-action, deluge or dry pipe sprinkler connections per NFPA 13, 13R, and 13D guidelines. The hydraulic loss of the FlexHead connector needs to be included in the hydraulic design calculations the same as a valve or fitting. Each FlexHead sprinkler drop has a 3" minimum bend radius per UL guidelines, and a 7" minimum bend radius per FM guidelines.

* Equivalent lengths are shown with 3 bends. Different values were obtained by FM and UL due to the differences in minimum bend radius, testing protocol and calculation methods. Please see individual testing standards for more information relative to friction loss (Equivalent Length of Pipe).

System Specifications

Sprinkler system final connections in commercial ceilings shall be FlexHead model number as manufactured by FlexHead Industries Inc., Holliston, MA USA (800) 829-6975 or (508) 893-9596, fax (508) 893-6020 as approved by Factory Mutual Research Corporation and Underwriters Laboratories.

Each FlexHead system includes ceiling mounting bracket with hardware and welded, leak-tested 1" braided FlexHead Flexible sprinkler drop. The Fire Protection Contractor shall be responsible for the installation of sprinkler head and the final connection, fill and test of the FlexHead ceiling system to sprinkler sub-main in accordance to NFPA, FM, UL, and state and local guidelines.

FlexHead Ceiling Sprinkler System Model Numbers

Model # 2024	2 ft. FlexHead sprinkler drop
Model # 2036	3 ft. FlexHead sprinkler drop
Model # 2048	4 ft. FlexHead sprinkler drop
Model # 2060	5 ft. FlexHead sprinkler drop
Model # 2072	6 ft. FlexHead sprinkler drop

NOTE: FlexHead products are compatible with FM/UL and LPCB listed sprinkler heads.

Usage of Flexible Piping Systems

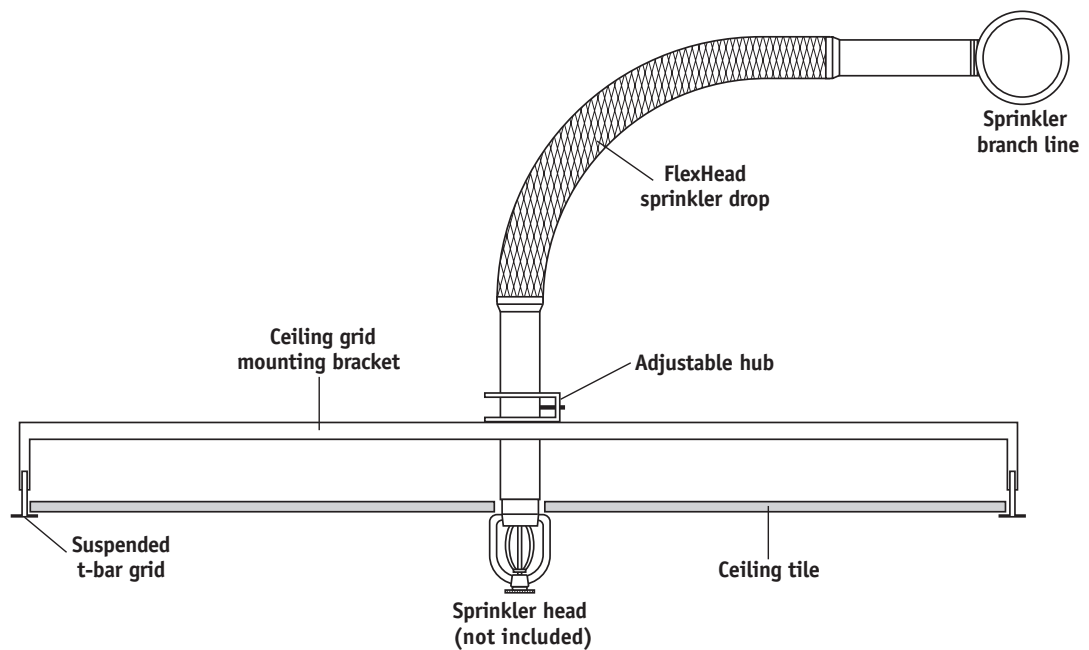
Contractor shall provide flexible piping connections to sprinkler heads for both suspended and sheet-rock ceilings. All flexible piping systems shall be UL Listed and FM Approved or LPCB certified and suitable for their intended use.

All flexible piping connections to include a fully welded (non-mechanical fittings), braided, leak-tested sprinkler drop with a minimum internal corrugated hose diameter of 1 inch true-bore; and a one-piece ceiling bracket with removable attachment hub and self-securing integrated snap-on clip-ends, for attachment to ceiling grid without the need for a screw fastener.

Acceptable Manufacturer(s):

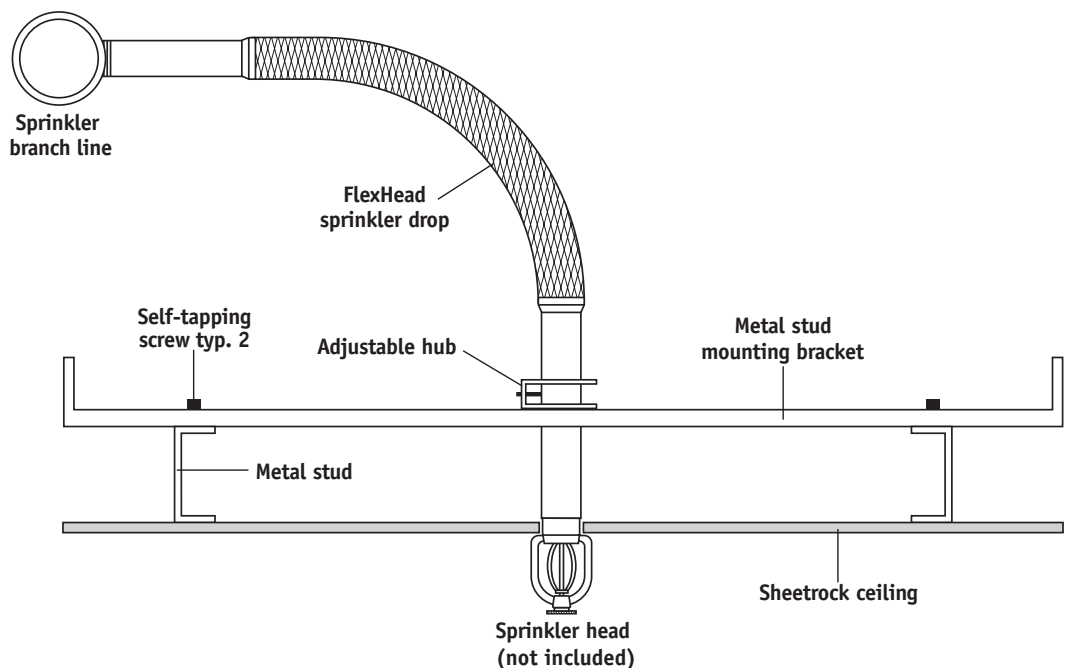
1. FlexHead series 2000 as manufactured by FlexHead Industries of Holliston, MA USA (800) 829-6975 or (508) 893-9596, fax (508) 893-6020 in lengths of 2 ft to 6 ft.

FlexHead Suspended Ceiling Detail

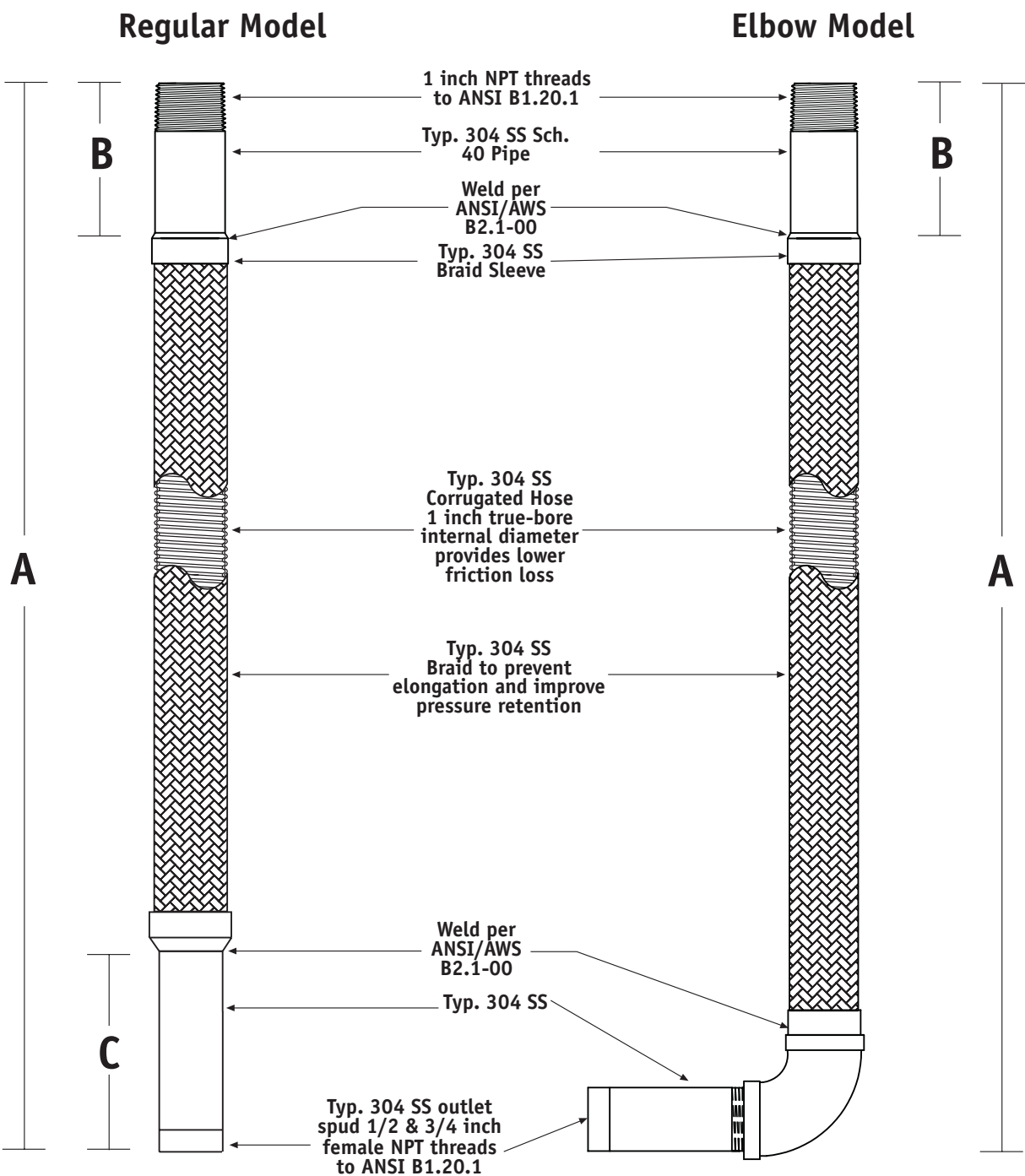


Each FM approved, UL listed, LPCB certified unit is ready to install, pressure- and leak-tested, and comes complete with a flexible stainless steel hose and mounting bracket with adjustable hub.

FlexHead Sheetrock Ceiling Detail



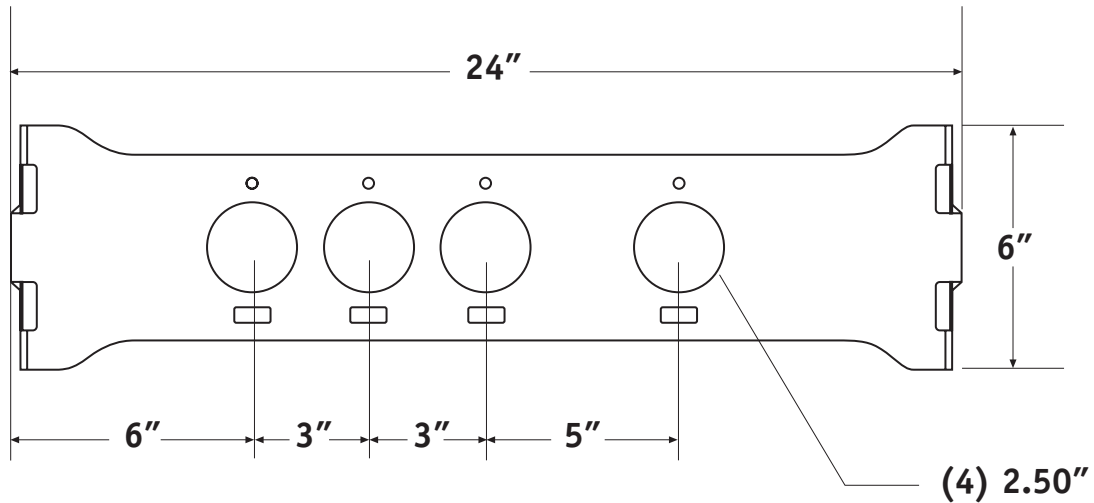
Hose Specification Sheet



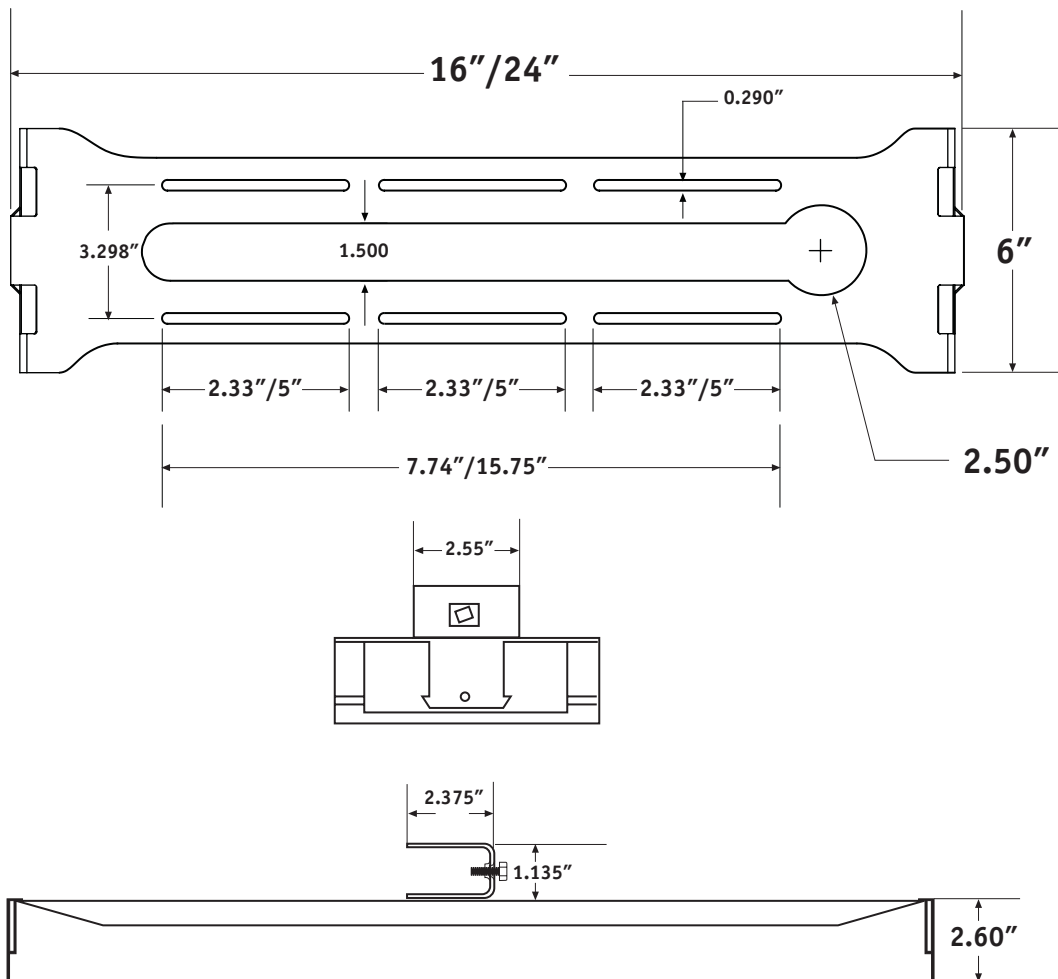
Model #	A (in.)	B (in.)	C (in.)	D (in.)
2024	24	3	4.5	6.75
2036	36	3	4.5	6.75
2048	48	3	4.5	6.75
2060	60	3	4.5	6.75
2072	72	3	4.5	6.75

Bracket Specification Sheet

Multiport Design (For use with T-bar grid and metal stud applications)



Adjustable Design (For use with T-bar grid, metal stud, and Chicago grid applications): standard sizes are 16" and 24" long



Testing and Approvals

FM Global Testing — Approval Standard FM1637

FlexHead® series 2000 stainless steel sprinkler connections

Hydrostatic Strength Test

A sample FlexHead was subjected to a hydrostatic pressure of four (4) times the rated working pressure of 175 psi (1205 kpa) to 700 psi (4825 kpa) for a period of five minutes. The assembly showed no signs of rupture, cracking, permanent distortion, or deterioration of performance characteristics. *The FlexHead successfully passed this test.*

Vibration Test

A sample FlexHead was secured to a vibration table. The FlexHead hose was bent in a 90° angle and pressurized to 90 psi (620 kpa) and the mounting bracket and hose were then subjected to a total of 25 hours of severe vibration conditions. After the successful completion of the vibration tests the sample was subjected to the hydrostatic pressure test at 700 psi and showed no signs of deterioration. *The FlexHead successfully passed this test.*

Friction Loss (Equivalent length of pipe)

To determine the effect of the FlexHead to the discharge coefficient of the sprinkler, the average friction loss through the FlexHead shall be equated to the theoretical length of nominal 1" diameter schedule 40 sprinkler pipe which would produce the same amount of friction loss. *Please see friction loss table.*

Vacuum Test

A sample FlexHead was subjected to a vacuum of 25 inHG for a period of five minutes. After the successful completion of the Vacuum Test the sample was subjected to the hydrostatic pressure test at 700 psi and showed no signs of deterioration. *The FlexHead successfully passed this test.*

Pressure Cycling Test

A sample FlexHead was filled with water and bent at a 90° angle and subjected to 20,000 cycles of pressure varying from 0 psi (0 kpa) to 175 psi (1205 kpa) at a rate of approximately 6 cycles per minute. After the successful completion of the pressure cycling tests the sample was subjected to the hydrostatic pressure test at 700 psi and showed no signs of deterioration. *The FlexHead successfully passed this test.*

Fatigue Test

A sample FlexHead was subjected to 50,000 cycles of repeated flexing at a rate of 5 to 30 cycles per minute per section 8.3 of ISO standard 10380. After the successful completion of the fatigue test the sample was subjected to the hydrostatic pressure test at 700 psi and showed no signs of deterioration. *The FlexHead successfully passed this test.*

Head Deployment

A sample FlexHead installed in a suspended ceiling was fitted with a sprinkler head and pressurized to 26–175 psi. The sprinkler head was then activated by a heat source at various pressures, and the sprinkler head deployed. The assembly showed no signs of distortion or deterioration of performance on the assembly or sprinkler head. *The FlexHead successfully passed this test.*



FLEXIBLE SPRINKLER HOSE WITH FITTINGS FOR COMMERCIAL SUSPENDED CEILINGS

Flexible sprinkler hose with threaded end fittings are for use in commercial suspended ceilings. The flexible hoses are to be installed according to the manufacturer's directives. Unless indicated, the hoses have a rated working pressure of 175 (1205 kPa).

Flexhead Industries, Inc. 56 Lowland St, Holliston MA 01746

Model	NPT in.	Hose Assembly length ft (m)
2024H	1/2	2 (0.6)
2036H	1/2	3 (0.9)
2048H	1/2	4 (1.2)
2060H	1/2	5 (1.5)
2072H	1/2	6 (1.8)

The "H" designation indicates a pressure rating of 300 psi (2070 kPa). Approval on the 2000H series flexible metal sprinkler hose is limited for use in commercial suspended ceilings, with a ceiling bracket system manufactured by FlexHead Industries Inc. The brackets are identified below.

Model	NPT in.	Hose Assembly length ft (m)
2024/2024 75	1/2 / 3/4	2 (0.6)
2036/2036 75	1/2 / 3/4	3 (0.9)
2048/2048 75	1/2 / 3/4	4 (1.2)
2060/2060 75	1/2 / 3/4	5 (1.5)
2072/2072 75	1/2 / 3/4	6 (1.8)

This is a standard flexible hose with a pressure rating of 175 psi (1205 kPa). Approval on these models of flexible metal sprinkler hose is limited for use in commercial suspended ceilings, with a ceiling bracket system manufactured by FlexHead Industries Inc. The brackets are identified below.

Model	NPT in.	Hose Assembly length ft (m)
2024E	1/2	(0.6)
2036E	1/2	3 (0.9)
2048E	1/2	4 (1.2)
2060E	1/2	5 (1.5)
2072E	1/2	6 (1.8)

This is a standard flexible hose with a pressure rating of 175 psi (1205 kPa). Approval on these models of flexible metal sprinkler hose incorporates a stainless steel elbow welded on the outlet end of hose and are limited for use in commercial suspended ceilings, with a ceiling bracket system manufactured by FlexHead Industries Inc. The brackets are identified below.

The seven FlexHead Industries, Inc. Brackets are identified as follows:

Part Number

SP-24-BKT (1)	SP = Single Port	(1) = 1 Piece	24 = Length in inches of bracket
SP-24-BKT (2)		(2) = 2 Piece	
MP-24-BKT	MP = Multiport		
MP-24-BKT-2			
SP-06-TZ-BKT	TZ = Tech Zone		06 = Length in inches of bracket
AD-16-BKT-2	AD = Adjustable		16 = Length in inches of bracket
AD-24-BKT-2			24 = Length in inches of bracket
	BKT = Bracket		

Testing and Listings

Underwriters Laboratory Testing — Listing Standard UL1474

FlexHead® series 2000 stainless steel sprinkler connections

Hydrostatic Pressure Test

A sample FlexHead was subjected to a hydrostatic pressure of five (5) times the rated working pressure of 175 psi (1205 kpa) to 875 psi (6030 kpa) for a period of one minute. The assembly showed no signs of rupture, cracking, permanent distortion, or deterioration of performance characteristics. *The FlexHead successfully passed this test.*

Vibration Test

A sample FlexHead was subjected to hydrostatic pressure of 500 psi (3.45 MPa). The FlexHead hose was bent in a 90° angle and pressurized to 175 psi (1.21 MPa) and the mounting bracket and hose were then subjected to a total of 60 hours of vertical vibration and 60 hours of horizontal vibration with the amplitude of 0.04 inch (1.02 mm) at a continuously varying frequency between 18 and 37 hertz. After the successful completion of the vibration tests the sample was subjected to the hydrostatic pressure test at 500 psi and showed no signs of deterioration or leakage. *The FlexHead successfully passed this test.*

Friction Loss (Equivalent length of pipe)

To determine the effect of the FlexHead to the discharge coefficient of the sprinkler, the average friction loss through the FlexHead connector shall be equated to the theoretical length of nominal 1 inch diameter schedule 40 sprinkler pipe which would produce the same amount of friction loss. *Please see friction loss table.*

Mechanical Strength Test

A sample FlexHead was secured and subjected to a torsion force with a torque of 60 pound-feet (81 Nm) applied to the outlet. After the successful completion of the mechanical strength test the sample was subjected to the hydrostatic pressure test at 175 psi (1205 kpa) and showed no signs of deterioration or leakage. *The FlexHead successfully passed this test.*

High Temperature Exposure Test

A sample FlexHead was subjected to hydrostatic pressure of 500 psi (3.45 MPa) and then subjected to a temperature of 375° F (191° C) for a period of 90 days. After the successful completion of the high temperature test the sample was subjected to the hydrostatic test of 500 psi (3.45 MPa) for a period of one minute and showed no signs of deterioration or leakage. *The FlexHead connector successfully passed this test.*

Salt Spray Corrosion Test

A sample FlexHead was subjected to salt spray (fog) connector test, per ASTM B117-94, for a period of 10 days and showed no signs of deterioration or incipient corrosion. *The FlexHead successfully passed this test.*

Water Hammer Test

A sample FlexHead was subjected to 3,000 applications of pressure pressure surges from 50-500 psig at a rate of 60 cycles per minute and showed no signs of deterioration or leakage. After the successful completion of the water hammer test the FlexHead was subjected to the hydrostatic test of 500 psi (3.45 MPa) for a period of one minute and showed no signs of deterioration or leakage. *The FlexHead successfully passed this test.*

Freezing Test

A sample FlexHead was filled with water and exposed to an atmosphere of 10 F (-29 C) for a period of 24 hours and showed no signs of deterioration or leakage. After the successful completion of the freezing test the FlexHead was subjected to the hydrostatic test of 500 psi (3.45 MPa) for a period of one minute and showed no signs of deterioration or leakage. *The FlexHead successfully passed this test.*



VENF.EX5269

Flexible Sprinkler Hose Fittings Certified for USA and Canada

FLEXHEAD INDUSTRIES
LOWLAND IND PARK
56 LOWLAND ST
HOLLISTON, MA 01746 USA

EX5269

Models 2024H, 2036H, 2048H, 2060H, 2072H, flexible sprinkler hose fittings having a 300 psi rated pressure. For use with ordinary, intermediate and high temperature rated automatic sprinklers.

Models 2024S, 2036S, 2048S, 2060S, 2072S flexible sprinkler hose fittings having a 175 psi rated pressure. For use with ordinary, intermediate and high temperature rated automatic sprinklers.

Models 2024 24 OAL, 2036 36 OAL, 2048 48 OAL, 2060 60 OAL, 2072 72 OAL, flexible sprinkler hose fittings having a 175 psi rated pressure. For use with ordinary intermediate and high temperature rated automatic sprinklers.

Modes 2024I, 2036I, 2048I, 2060I, 2072I flexible sprinkler hose fittings having a 175 psi rated pressure. For use with ordinary, intermediate and high temperature rated automatic sprinklers.

Maximum number of bends, maximum bend angles and associated pressure losses are shown in the manufacturer's installation instructions.

Testing and Certifications

Loss Prevention Certification Board — Loss Prevention Standard LPS 1261

FlexHead® series 2000 stainless steel sprinkler connections

Hydrostatic Pressure

Flexible hose will be subjected to 4 times the maximum working pressure for a period of one hour. *FlexHead successfully passed this test.*

Elevated Temperature Test

Flexible hose will be subjected to elevated temperature of 122F (50C) for 90 days, then subjected to 4 times the maximum working pressure. *FlexHead successfully passed this test.*

Sulphuric Acid Test

Flexible hose will be subjected to 4 times the maximum working pressure after conditioning in sulphuric acid. *FlexHead successfully passed this test.*

Crushing Load Test

The flexible connection with the cover removed shall be subjected to a crushing load of 100kg applied evenly over a length of 50mm for 30s. The connection shall not collapse or show signs of permanent deformation in excess of 5% of any appropriate dimension measured before the test. *FlexHead successfully passed this test.*

Salt Spray Test

Flexible hose will be subjected to salt spray conditioning in accordance to BSEN 60068-2-53:1996 Test K6 Salt Mist Cyclic (Severity 1). Then it will be subjected to hydrostatic test 4 times maximum working pressure. *FlexHead successfully passed this test.*

S02 Conditioning Test

Flexible hose will be subjected to 4 times the maximum working pressure after completion of the S02 conditioning. *FlexHead successfully passed this test.*

Dry Pipe Fire Test

A flexible assembly shall be pressured with air to 3 bar for 3 minutes. The flexible hose assembly shall then be subjected to a fire test. The air pressure shall be kept constant by venting. The flexible hose must maintain integrity of the pipework throughout the test. *FlexHead successfully passed this test.*

Sprinkler head Activation Test

Flexible hose and bracketing system will be installed to installation instructions into a 600mm x 600mm ceiling tile. Sprinkler head will be activated at 12 bar (175 PSI) and maintain running pressure at 11 bar (160 PSI) for 2 minutes. The sprinkler head must remain in position. *FlexHead successfully passed this test.*

Pressure Loss Test

To determine the effect of the flexible hose to the discharge coefficient of the sprinkler, the average friction loss through the flexible hose shall be equated to the theoretical length of nominal 1" diameter schedule 40 sprinkler pipe which would produce same amount of friction loss. *Please see friction loss table.*

Loss Prevention Certification Board



APPENDIX TO CERTIFICATE NO. 764a

FLEXHEAD INDUSTRIES INC.

56 Lowland Street, Holliston, MA 01746, USA

Model	Length (mm)	Nominal Size / Connection		Max. Working Pressure (bar)	LPCB Ref. No.
		Supply	Outlet		
2024	600	R1 (1" NPT) or (1" BSPT) External thread	Rc½ or Rc¾ (½" or ¾" NPT) or (½" or ¾" BSP Internal thread	12	764a/01
2036	900				
2048	1200				
2060	1500				
2072	1800				
2024H	600	R1 (1" NPT) or (1" BSPT) External thread	Rc½ or Rc¾ (½" or ¾" NPT) or (½" or ¾" BSP Internal thread	20	764a/02
2036H	900				
2048H	1200				
2060H	1500				
2072H	1800				

This certificate is valid until withdrawn by LPCB.
To check the validity and the authenticity of this certificate please
visit our website www.RedBookLive.com or contact us.

Signed on behalf of the LPCB

Date of Issue 21 June 2006

Name: Simon Bird

LPCB is part of BRE Certification Ltd., Garston, Watford WD25 9XX. Tel +44 (0)1923 664100
Fax +44 (0)1923 664603 www.RedBookLive.com

This certificate remains the property of BRE Certification Ltd and is issued subject to terms and conditions
and is maintained and held in force through regular surveillance activities.

PRE-APPROVAL OF ANCHORAGE
FOR FIXED HOSPITAL
EQUIPMENT



Application No. OPA-0672
FM APPROVAL AND UL FIRE SPRINKLER CONNECTIONS

has been examined for conformance to the current requirements adopted by the Office of
Statewide Health Planning and Development, Facilities Development Division.

Signed this Thursday, August 12, 2004.

STATE OF CALIFORNIA, HEALTH AND HUMAN SERVICES AGENCY
OFFICE OF STATEWIDE HEALTH PLANNING AND DEVELOPMENT
FACILITIES DEVELOPMENT DIVISION


Program Administrator

This approval must be renewed every three (3) years. Other conditions requiring renewal are listed below:

1. Changes in the applicable codes and regulations.
2. Changes in the manufactured product (fixed equipment).
3. Changes in the methods of anchorage or anchorage devices.

List of Approved Documents:

- Sheet Nos. Sheet 1 of 2 through Sheet 2 of 2

FLEXHEAD INDUSTRIES

**FLEXHEAD SPRINKLER CONNECTIONS
MODEL # 2024, 2036, 2048, 2060, 2072**

DES. **R. LA BRIE**

JOB NO. **11-0441**

DATE **8/10/04**

SHEET

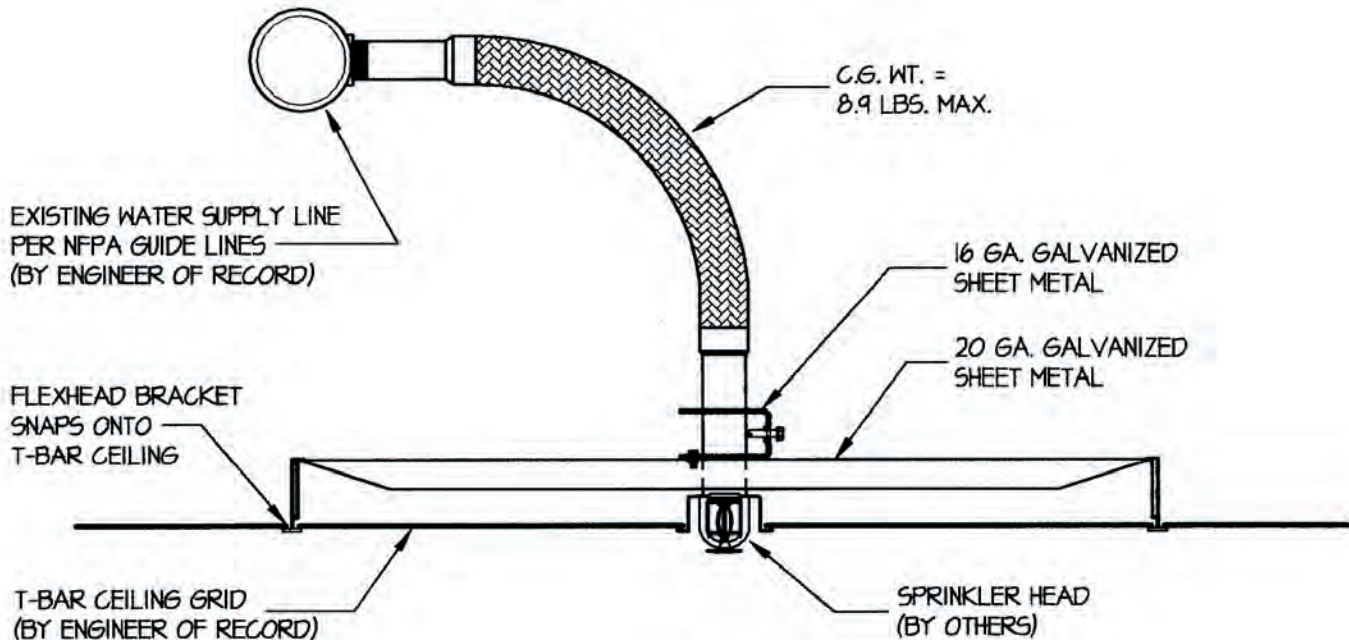
1

OF **2** SHEETS

SEISMIC ANCHORAGE PRE-APPROVED DETAIL

CEILING MOUNT

**Office of Statewide Health Planning and Development
ANCHORAGE PRE-APPROVAL**



ELEVATION

GENERAL NOTES:

- FORCES ARE DETERMINED PER 2001 CBC SECTION 1632A, $C_a = .66$, $a_p = 1.0$, $I_p = 1.5$, $R_p = 3.0$
HORIZONTAL FORCE (V_H) = $0.94W$
VERTICAL FORCE (V_V) = $0.33(V_H)$
- ENGINEER OF RECORD FOR THE BUILDING SHALL PROVIDE SUPPORT STRUCTURE DESIGNED TO SUPPORT WEIGHTS AND FORCES SHOWN.





333 Pflingster Road
Northbrook, Illinois 60062-2096
United States Country Code (1)
(847) 272-8800
FAX No. (847) 272-2020
<http://www.ul.com>



June 21, 2001

FlexHead Industries
Mr. Norm MacDonald
56 Lowland St.
Holliston, MA 01746

Our Reference: File EX5269
Subject: FlexHead Flexible Sprinkler Hose Fittings Installed Onto Dry Wall Ceiling Grid

Dear Mr. MacDonald:

This letter is in regard to the subject.

Base upon review of the FlexHead UL Listed flexible sprinkler hose fitting system, installation onto a dry wall ceiling grid is acceptable when the ceiling-mounted bracket is screwed to a rigid surface. Self-tapping screws are used to affix the FlexHead mounting bracket to the surface, using the four ports provided which are pre-drilled onto the mounting bracket.

Very truly yours,

EMIL W. MISICHKO (Ext. 42036)
Engineering Group Leader
Conformity Assessment Services
Department 3011CNBK
[Emil W. Misichko@us.ul.com](mailto:Emil.W.Misichko@us.ul.com)

A not-for-profit organization
dedicated to public safety and
committed to quality service



EQUIPMENT ANCHORAGE & SEISMIC ENGINEERING

558 Huntington Drive, Suite #277
Arcadia, CA 91006
(626) 445-0620
Fax: (626) 445-2947
www.equipmentanchorage.com

May 18, 2004

Flexhead Industries
56 Lowland Street
Holliston, MA 01746

Attn: Norm MacDonald

Subject: IBC/ASCE 7 Compliance

Dear Mr. MacDonald,

I have reviewed the material that was sent to me regarding the flexible sprinkler drops, your company manufactures. As you are aware, our firm focuses its efforts solely on seismic restraint of equipment and ceiling systems. We are quite impressed with the freedom of movement that your solution provides.

Regarding ASCE 7; in section 9.6.2.6.2.2 the acceptance criteria states that all sprinkler heads must have a horizontal freedom of movement of at least one inch in every direction. Your flexible sprinkler drops not only provide far more than the specified one inch, but they also allow vertical motion and rotation as well. It is quite apparent that the use of this product would not only conform to the requirements of ASCE 7 but exceed them as well.

The FlexHead product is satisfactory and complies with the intent of the provisions of code section 1621 of the IBC and ASCE 7 subsections 9.6.2.6.2 and 9.6.2.6.2.2 with reference to sprinkler heads having a minimum clearance on all sides; and the product, for the purpose intended, meets or exceeds these provisions of these in quality, strength, effectiveness, fire resistance, durability and safety.

Yours Very truly,

Richard B. La Brie P.E., Principal
EASE Incorporated



NYC Department of Buildings
280 Broadway, New York, NY 10007
Patricia J. Lancaster, FAIA, Commissioner

Donald Gottfried, P.E.
Director, MEA Division
212.566.3282
212.566.3840 fax
donaldg@buildings.nyc.gov

Mr. Peter MacDonald.
Flexhead Industries.
56 Lowland Street.
Holliston, MA. 01746


Date: January 10, 2004.

Dear Applicant:

Enclosed is a final official signed copy of MEA acceptance of your product(s),
MEA 261-99-E, which you may use as proof of your product(s) acceptance in New
York City. Vol. 3.

This document together with proper labeling and installation in accordance with New
York City Building Code will enable the inspector to know that the product(s) installed is (are)
legal.

All shipments and deliveries of accepted materials to the job site are required to be
labeled or tagged in accordance with the format below:



Company Name

Very truly yours,

Donald Gottfried, P.E.
Director
Materials and Equipment Acceptance Division

Limited Warranty

FlexHead Industries, Inc. warrants that its products will be free from defects in materials and workmanship under normal conditions of use and service for a period of one year from date of sale. Our obligation under this warranty is limited to repairing or replacing any product that is returned to us with transportation charges prepaid within one year after the date of original sale and that our examination shows to our satisfaction to have been defective in materials or workmanship under normal conditions of use and service. The decision as to whether to repair or to replace any product shall be made by us, and any repair shall be made at our facility.

Notwithstanding the foregoing, the following are specifically excluded from the coverage of this warranty: (a) the sprinkler head of any FlexHead Industries, Inc. product, but FlexHead Industries, Inc. hereby assigns to the original purchaser of any such product the right to enforce the warranty, if any, issued by the manufacturer of such sprinkler head; (b) defects resulting from ordinary wear and tear, including, without limitation, the replacement of the so called poly bag components of any FlexHead Industries, Inc. product; (c) products that have been altered in any manner by the buyer or by anyone other than FlexHead Industries, Inc.; (d) products that have been subjected to misuse, abusive use, or damage by accident or casualty; (e) products that have been installed or used in a manner contrary to our specifications, instructions or recommendations, (f) products that have been installed or used in a manner that is not in compliance with all applicable requirements of any code, law, regulation or rule of any federal, state or local governmental or industry authority; and (g) products that have not been inspected and maintained in accordance with our

specifications, instructions or recommendations, including, without limitation, our recommendations as to following the inspection and maintenance standards published by Factory Mutual Research Corporation (FMRC) and the National Fire Protection Association (NFPA); and (h) products that have been affected by Microbiologically Influenced Corrosion (MIC). This warranty is not assignable and shall benefit only the original purchaser of a FlexHead Industries, Inc. product. If any provision hereof or any portion of any provision shall be held invalid, the remainder of this Limited Warranty shall not be affected thereby, and all provisions of this Limited Warranty shall remain valid and in full force and effect to the fullest extent permitted by law. THIS WARRANTY IS IN LIEU OF ALL IMPLIED WARRANTIES, INCLUDING, BUT NOT LIMITED TO, WARRANTIES OF MERCHANTABILITY AND WARRANTIES OF FITNESS FOR A PARTICULAR PURPOSE. NOTWITHSTANDING ANY PROVISION TO THE CONTRARY HEREIN OR ANY APPLICABLE LAW TO THE CONTRARY, IN NO EVENT SHALL FLEXHEAD INDUSTRIES, INC. BE LIABLE FOR INCIDENTAL OR CONSEQUENTIAL DAMAGES UNDER ANY CIRCUMSTANCES WHATSOEVER, WHETHER ARISING FROM ANY BREACH OF THIS LIMITED WARRANTY OR OTHERWISE ARISING FROM OR IN CONNECTION WITH THE USE OR OPERATION OF, OR ANY DEFECT IN, ANY FLEXHEAD INDUSTRIES, INC. PRODUCT, OR OTHERWISE. The risk of damages from any breach of warranty with respect to injury to any person will be born by the purchaser of FlexHead Industries, Inc. product.

FlexHead commercial fire sprinkler connections

Your security is our business.

FlexHead Industries was founded in 1992 to help engineers, builders and owners increase the safety of their buildings. Our patented sprinkler connection technologies show that it's possible to comply with codes cost-effectively. We're proud to help reduce the risks of property damage and loss of life in a wide variety of buildings, domestically and world-wide.

FlexHead manufactures sprinkler connections for all types of applications including:



Commercial

- Government
- Offices
- Restaurants
- Retail
- Schools

Cleanrooms

- Biotechnology
- Electronics
- High-end commercial ceilings
- Pharmaceuticals
- Semiconductors

Exhaust ducts

- Aerospace
- Automotive
- Biotechnology
- Electronics
- Forest products/paper pulp
- Laboratories
- Petrochemical
- Pharmaceuticals
- Restaurants
- Semiconductors
- Steel manufacturers

Institutions

- Concrete penetrations for sidewall and pendant applications
- Correctional centers
- Mental health facilities

Seismically qualified.

FlexHead connections allow for independent movement between sub-mains and ceilings. They're the only flexible sprinkler connection to be qualified for use in Seismic Design Categories C, D, E and F.

FLEXHEAD[®]

INDUSTRIES 

The best idea in sprinkler systems since water



U.S. and international patents pending: #5,396,959, #5,570,745, #6,123,154, #6,119,784, #6,752,218

The FlexHead name and logo are trademarks of FlexHead Industries.

FGG/BM[®] System Compatible indicates this product has been tested and is monitored on an ongoing basis to assure chemical compatibility with FlowGuard Gold[®], BlazeMaster[®], and Corzan[®] pipe and fittings.

FGG/BM[®], FlowGuard Gold[®], BlazeMaster[®], and Corzan[®] are registered trademarks of Noveon IP Holdings Corp.

56 Lowland Street
Holliston, Massachusetts 01746
toll-free 800-829-6975
(508) 893-9596
fax (508) 893-6020
info@flexhead.com
www.flexhead.com