

# Pump initiation boards.



Premium pump initiation boards with printed instructions for simplicity of testing.

# A new standard in pump initiation boards.

Pump initiation boards are designed for testing of sprinkler system pump initiation pressure switches in compliance with LPC sprinkler rules. Our standard boards include two pressure switches for each main pump (BS EN12845) and a single switch for the jockey pump. Each pressure switch can be isolated so its function and cut-in pressure can be verified during system servicing.

Our boards are built to the highest quality on the market and undergo the same rigorous factory testing as all our products do.

### Features

- 100% factory tested.
- Printed aluminium composite back board.
- Instructions and video link for simplicity of testing.
- Compliant boards for BS EN12845, BS5306 & LPC sprinkler installations.
- Bespoke configurations available.
- Visible water drain as per requirements.

Built to the highest standards and are 100% factory tested.

### Technical specifications.

Type	BS EN12845 'double switch'
Board material	4mm aluminium composite
Board mounting	Unistrut
Pipework	Galvanised steel
Ball valves	Lockable type
Gauges	Glycerine filled with no loss connectors
Non-return valves	Spring loaded type
Test valves	Brass with control orifice
Pressure switches	Bailey & Mackey
Connections IN	Inlet unions, ½" (15mm) BSP
Drain connection OUT	1" (25mm)

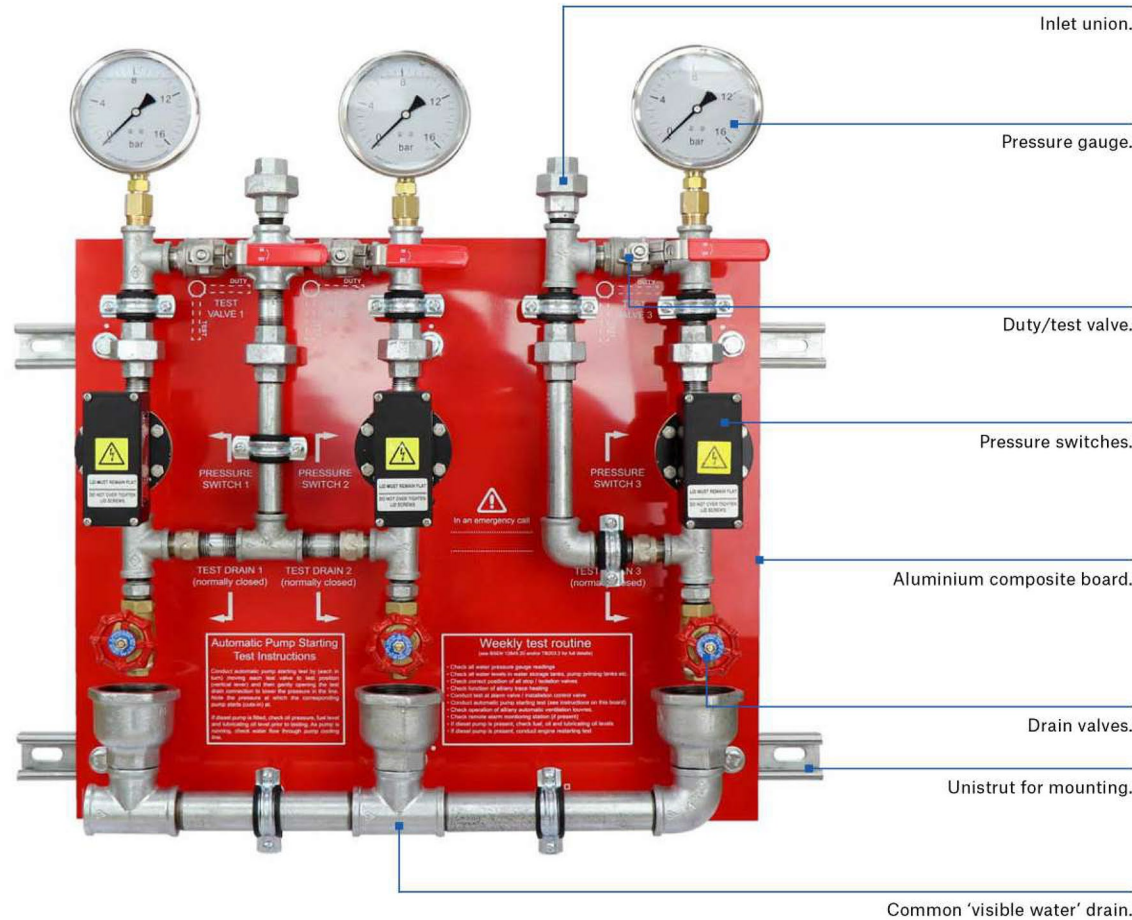
Types

Our boards come in a wide range of options or bespoke configurations. Our standard board is a BS EN12845 compliant 'double switch' design up to 14 bar. We can also provide BS5306 compliant 'single switch' boards in various configurations.

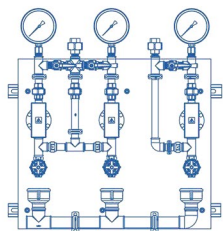
Code compliance & testing

Our boards are designed to meet the requirements of BS EN12845, BS5306, BS9990 (wet risers) and LPC sprinkler rules.

Our pump initiation boards include clear instructions and a QR code to a video for simplicity of testing.



# Board configurations



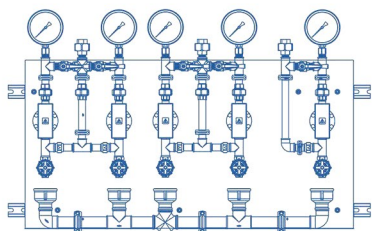
2-Way (PIB-2)

One pump and jockey pump

BS EN12845 'double switch'

Board size 590w x 520h/Overall 690w x 700h x 180d

14 bar



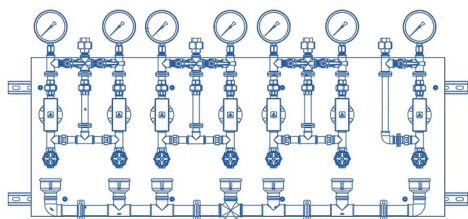
3-Way (PIB-3)

Two pumps and jockey pump

BS EN12845 'double switch'

Board size 1000w x 520h/Overall 1100w x 700h x 180d

14 bar



4-Way (PIB-4)

Three pumps and jockey pump

BS EN12845 'double switch'

Board size 1350w x 520h/Overall 1450w x 700h x 180d

14 bar

For more information or a full list of configurations and specifications, please contact us.

Designed and manufactured in the UK by Project Fire Products Ltd. Distributed under license by Fire Protection Centre Ltd.

01724 854199  
sales@fireprotectioncentre.com

© Project Fire Products Ltd. 2020.

28/01/25