




Construction & Specification

Main Orifice Carrier	: 316 stainless steel flow orifice mounted in a polyester coated carbon steel carrier.
Bypass Flow Indicator	: Nickel-plated copper tubing and brass connections; Stainless steel elements; Borosilicate glass indicator tube; Polycarbonate filter bowl; Viton seals.
Pressure Test	: 30 bar hydraulic
Maximum Operating Temperature	: 90°C
Connections	: Fireflange - Between flanges Firegroove - Using approved groove couplings
	:  Certified to LPS1045. LPCB Ref. No. 464a/01-10
Accuracy	: ± 5% of flow reading
UKAS Flow Cert. No's	: 02635, 02636, 02637, 02638, 02639, 03099, 03100, 03101

Features & Benefits

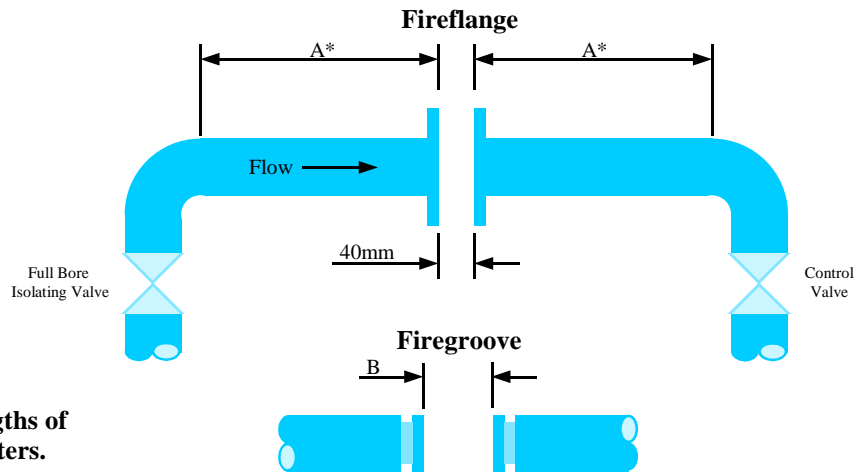
- LPCB Certification** → Compliance with current standards
- Flange and groove connection styles** → Flexibility and speedier installation
- Extended flow ranges** → Covers all test requirements
- Short installation run** → Reduces construction costs
- Simple and versatile bypass configuration** → Reduced installation effort
- Interchangeable flow tubes & restrictors** → Low cost spares cover
- Ranges UKAS type tested** → Traceability

Installation - Typical pipe line configurations

For use on horizontal or vertical pipe work.

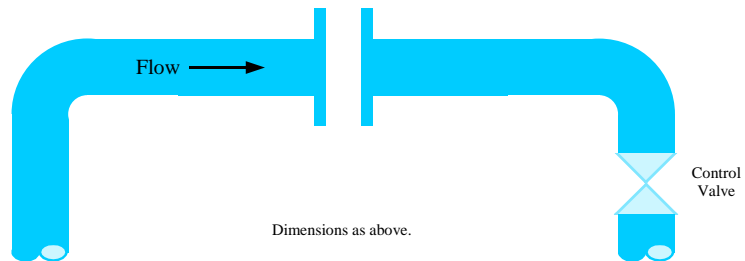
Size (mm)	A* (mm)	B (mm)	Pipe Spec.
50	250	90	BS1387
80	400	90	BS1387
100	500	90	BS1387
150	750	90	BS1387
200	1000	100	BS3600

* minimum required lengths of straight pipe = 5 diameters.



The preferred layout for most metering installations is shown above. It provides a means of isolating the meter for any servicing without disconnection of the water supply to the sprinkler installation. The water flow can be controlled using the downstream valve with the upstream isolation valve fully open.

This alternative configuration also allows water flow to be controlled using the downstream valve, but the meter section cannot be isolated. Therefore, any major servicing may require the water supply to be disconnected from the sprinkler installation.



Product Range & Ordering Codes

Size (mm) and Connection Type	Flow Range dm ³ /min	LPCB Ref. No/ Ordering Code
50 Fireflange	150 - 700	464a/01
80 Fireflange	300 - 1600	464a/02
100 Fireflange	500 - 3500	464a/03
150 Fireflange	900 - 7900	464a/04
200 Fireflange	2000 - 15000	464a/05
50 Firegroove	150 - 700	464a/06
80 Firegroove	300 - 1600	464a/07
100 Firegroove	500 - 3500	464a/08
150 Firegroove	900 - 7900	464a/09
200 Firegroove	2000 - 15000	464a/10

For further information please contact:

